




## Verifone Ruby Ms7120 Orbit Scanner


**NOTE: Scanner must be configured before operating.**

Connect to the Scanner COM port on the Ruby Console (Default to: COM port 8 on CPU-4, COM port 1 on CPU-3). If the Ruby Console has an old style CPU-3 board verify that the appropriate DIP switch is set to the DOWN or +12VDC position. (Refer to Verifone Ruby Service Manual). Scan bar codes provided to configure Scanner to console.

### 1. ENTER PROGRAM MODE



### 2. RESET TO FACTORY DEFAULTS




### 3. RECALL STANDARD DEFAULTS




### 4. BAUD RATE = 1200




### 5. ENABLE XON/XOFF




### 6. EXPAND UPC-E TO UPC-A




7. CONVERT UPC-A TO EAN-13




8. PROGRAMMABLE PREFIX CHARACTER # 1




9. CODE BYTE = F




10. CODE BYTE = F




11. CODE BYTE = F




12. PROGRAMMABLE EAN-8 PREFIX




13. CODE BYTE = F




14. CODE BYTE = F



15. CODE BYTE = F



16. EXIT SAVE & RESET



13901 Lynmar Blvd.  
Tampa, FL 33626  
Toll Free (800) 237-9710  
In Florida (813) 855-9466  
Fax (813) 855-1649

7200 19 Mile Road  
Sterling Heights, MI 48314  
Toll Free (800) 521-1808  
In Michigan (810) 254-3367  
Fax (810) 254-2767

3250 Quentin, Suite 100  
Aurora, CO 80011  
Toll Free (800) 824-5579  
In Colorado (303) 360-8008  
Fax (303) 360-8044