




Verifone Ruby MK3780 Fusion Scanner

NOTE: Scanner must be configured before operating.


Connect to the Scanner COM port on the Ruby Console (Default to: COM port 8 on CPU-4, COM port 1 on CPU-3). If the Ruby Console has an old style CPU-3 board verify that the appropriate DIP switch is set to the DOWN or +12VDC position. (Refer to Verifone Ruby Service Manual). Scan bar codes provided to configure Scanner to console.

* If barcodes do not read, try pushing large button on back of scanner when scanning barcode.

1. ENTER PROGRAM MODE



2. RESET TO FACTORY DEFAULTS




3. RECALL STANDARD DEFAULTS



4. BAUD RATE = 1200




5. ENABLE XON/XOFF




6. EXPAND UPC-E TO UPC-A




7. CONVERT UPC-A TO EAN-13




8. PROGRAMMABLE PREFIX CHARACTER # 1



9. CODE BYTE = F




10. CODE BYTE = F




11. CODE BYTE = F




12. PROGRAMMABLE EAN-8 PREFIX




13. CODE BYTE = F



14. CODE BYTE = F



15. CODE BYTE = F




16. DISABLE CODEGATE*



*This code disables the button on back of scanner. Skip this code if you don't want to disable button.

17. EXIT SAVE & RESET



13901 Lynmar Blvd.
Tampa, FL 33626
Toll Free (800) 237-9710
In Florida (813) 855-9466
Fax (813) 855-1649

7200 19 Mile Road
Sterling Heights, MI 48314
Toll Free (800) 521-1808
In Michigan (810) 254-3367
Fax (810) 254-2767

3250 Quentin, Suite 100
Aurora, CO 80011
Toll Free (800) 824-5579
In Colorado (303) 360-8008
Fax (303) 360-8044