




Gilbarco Passport Ms7120 Orbit Scanner

NOTE: The Scanner must be configured before operating.

Connect to the Scanner COM port on the Passport (Refer to the Passport Installation Manual). Scan the bar codes below in sequence to configure the Scanner to the console.


1. ENTER PROGRAM MODE



2. RESET TO FACTORY DEFAULTS




3. RECALL STANDARD DEFAULTS




4. DISABLE LINE FEED



5. PARITY EVEN




6. ENABLE UPC PREFIX ID



7. BAUD RATE = 9600




8. EXIT PROGRAM MODE



***If the scanner does not read short barcodes correctly,
rescan all the barcodes again but add the barcode below in
before scanning barcode # 8.**

107515



ESCO Florida
13901 Lynmar Blvd.
Tampa, FL 33626
Toll Free (800) 237-9710
In Florida (813) 855-9466
Fax (813) 855-1649

ESCO Michigan
7200 19 Mile Road
Sterling Heights, MI 48314
Toll Free (800) 521-1808
In Michigan (810) 254-3367
Fax (810) 254-2767

ESCO Colorado
4665 Paris Street
Building A, Unit 150
Denver, CO 80239
Toll Free (800) 824-5579
In Colorado (720) 382-2000
Fax (720) 382-2002