




Gilbarco Passport MK3780 Fusion Scanner

NOTE: The Scanner must be configured before operating.

Connect to the Scanner COM port on the Passport (Refer to the Passport Installation Manual).
Scan the bar codes below in sequence to configure the Scanner to the console.


1. ENTER PROGRAM MODE



2. RESET TO FACTORY DEFAULTS



3. RECALL STANDARD DEFAULTS




4. DISABLE LINE FEED



5. PARITY EVEN




6. ENABLE UPC PREFIX ID



7. BAUD RATE = 9600



8. EXIT PROGRAM MODE



***If the scanner does not read short barcodes correctly, rescan all the barcodes again but add the barcode below in before scanning barcode # 8.**

107515

